


This MotoCAP safety rating applies to:

Brand: Triumph
Model: Lothian
Type: Glove - Leather
Date purchased: 5 February 2019
Sizes tested: 2XL and 3XL
Gender: M & F
Style: All Purpose
Test code: G19L09

Test Results Summary:


	Rating	Result
MotoCAP Protection Rating	★★	2.1
Abrasion	6/10	3.05
Seam strength	1/10	2.9
Impact	1/10	4.5
Water resistance	N/A	N/A


This glove is fitted with impact protectors for the knuckles but there is no impact protection for the palm or wrist areas. There is no ventilation provided in the glove to aid cooling in hot weather.


Gloves - Crash Impact Risk Zones


This diagram is a pictorial representation of the crash impact risk Zones.



Zone 1

 High risk of impact

Zone 2

 High risk of abrasion

Zone 3

 Medium risk of abrasion

Zone 4

 Low risk of abrasion

Abrasion Resistance

The glove was tested for abrasion resistance in accordance with MotoCAP test protocols. The table below shows the test results for time to abrade to material failure for each sample by Zone, type and area coverage of each material as a proportion of that Zone.

Details of materials used in garment:

Material A: Leather shell, foam layer and fleecy fabric inner liner
 Material B: Suede leather patch over leather shell, foam layer and fleecy fabric inner liner

Zone	Coverage (%)	Abrasion time for each test (s)						Average (s)	
		1	2	3	4	5	6		
Zone 2 area (High abrasion risk)									
Material B	50%	5.03	3.80	4.20	0.19	4.16	4.84	3.70	A
Material A	50%	1.24	2.24	3.20	4.11	3.84	2.80	2.91	A
Zone 3 area (Medium abrasion risk)									
Material B	20%	5.03	3.80	4.20	0.19	4.16	4.84	3.70	G
Material A	80%	1.24	2.24	3.20	4.11	3.84	2.80	2.91	A
Zone 4 area (Low abrasion risk)									
Material A	100%	1.24	2.24	3.20	4.11	3.84	2.80	2.91	G

Abrasion times are capped at a maximum of 10.00s.

The diagram below is a visual indication of the likely abrasion performance of the materials in each Zone calculated from the data in the table above. The colour coding is based on the worst performing material in each zone.



Determining Criteria		Good	Acceptable	Marginal	Poor
High abrasion risk	Zone 2:	> 4.0	2.7 - 4.0	1.2 - 2.6	< 1.2
Medium abrasion risk	Zone 3:	3.5	2.5 - 3.5	1.0 - 2.4	< 1.0
Low abrasion risk	Zone 4:	>2.5	1.8 - 2.5	0.8 - 1.7	< 0.8

Seam Tensile Strength

The tensile strength of the gloves seams and restraint system (the force required to drag off a correctly fastened glove) were tested in accordance with MotoCAP test protocols. The table below shows the seam tensile strength in newtons per millimeter (N/mm) for each seam tested by Zone and the average result for each Zone.

Seam tensile strength (N/mm)

Area	1	2	3	4	5	Average	
Zones 2 & 3	15.28	7.92	4.40	16.00	0.00	8.72	M
Zone 4	12.47	6.14	10.22	8.72	13.68	10.24	A

The table below shows the force required to remove the restrained glove in newtons (N) for each of the five gloves tested and the average result.

Glove restraint (N)

Glove	1	2	3	4	5	Average	
Wrist restraint	105.3	100.1	81.2	195.1	148.8	126.1	P

The diagram below illustrates the tensile strength and wrist restraint results in terms of the likely performance of the glove in a crash and is a pictorial representation of the data from the tables above.



Determining Criteria

		Good	Acceptable	Marginal	Poor
Seam tensile strength	(N/mm)	> 15	10 - 15	6.5 - 9.9	< 6.5
Glove restraint	(N)	> 400	300 - 400	200 - 299	<200

Impact Protection

The glove was tested for impact protection and coverage in accordance with MotoCAP test protocols. The tables below shows the mean and individual test results for each impact protector in kilonewtons (kN) and their area of coverage in percentage (%) within the Zone.

Impact protector type		Knuckles	Palm	Wrist
Average force (kN)	0.95	G	P	P
Maximum force (kN)	1.20	G	P	P
Coverage of zone 1 area	150%		0%	0%

Impact forces are capped at a maximum of 10.0kN.

Individual test results

Impact force (kN)	Knuckles			Palm	No impact protector present
Strike number	1	2	3	1	2
Impact Protector 1	1.00	0.80	1.20		
Impact Protector 2	0.90	0.90	0.90		
Impact Protector 3					

Impact force (kN)	Wrist	No impact protector present
Strike number	1	2
Impact Protector 1		
Impact Protector 2		
Impact Protector 3		

The diagram below is a visual indication of the likely performance of each impact protector calculated from the data in the table above. The colour coding is based on the worst performing score for average or maximum force for each impact zone.



Determining Criteria	Good	Acceptable	Marginal	Poor*
Knuckle and wrist Impact force (kN)	< 2	2 - 4.9	5 - 8	> 8
Palm impact force (kN)	< 4	4 - 5.9	6 - 8	> 8

* Poor may also indicate that no impact protector is present in the glove

Areas shaded black are not considered in the impact protection ratings.

Water spray and rain resistance

This glove has not been advertised as water resistant so has not been tested for water spray and rain resistance.