


**This MotoCAP safety rating applies to:**

**Brand:** Rjays  
**Model:** Tempest III Ladies  
**Type:** Glove - Leather  
**Date purchased:** 16 November 2019  
**Sizes tested:** XL and 2XL  
**Gender:** F  
**Style:** All Purpose  
**Test code:** G19L33

**Test Results Summary:**


	Rating	Result
MotoCAP Protection Rating	★★	4.6
Abrasion	10/10	7.76
Seam strength	3/10	7.8
Impact	1/10	4.3
Water resistance	1/10	203


This glove is fitted with impact protectors for the knuckles, the palm and wrist area. There is no ventilation provided to allow airflow movement through the glove.


**Gloves - Crash Impact Risk Zones**


This diagram is a pictorial representation of the crash impact risk Zones.



**Zone 1**  
  
 High risk of impact

**Zone 2**  
  
 High risk of abrasion

**Zone 3**  
  
 Medium risk of abrasion

**Zone 4**  
  
 Low risk of abrasion

## Abrasion Resistance

The glove was tested for abrasion resistance in accordance with MotoCAP test protocols. The table below shows the test results for time to abrade to material failure for each sample by Zone, type and area coverage of each material as a proportion of that Zone.

### Details of materials used in garment:

Material A:	Leather patch, foam layer, leather shell, water-resistant liner and foam inner liner
Material B:	Suede leather shell, water-resistant layer and foam inner liner
Material C:	Woven fabric shell, water-resistant layer and foam inner liner

Zone	Coverage (%)	Abrasion time for each test (s)						Average (s)		
		1	2	3	4	5	6			
<b>Zone 2 area (High abrasion risk)</b>										
Material A	100%	10.00	10.00	10.00	10.00	10.00	10.00	10.00	10.00	G
<b>Zone 3 area (Medium abrasion risk)</b>										
Material A	50%	10.00	10.00	10.00	10.00	10.00	10.00	10.00	10.00	G
Material B	50%	2.38	1.41	1.07	4.27	3.94	1.30	2.40	2.40	M
<b>Zone 4 area (Low abrasion risk)</b>										
Material B	35%	2.38	1.41	1.07	4.27	3.94	1.30	2.40	2.40	A
Material C	65%	1.14	1.06	0.62	0.60	0.77	1.19	0.90	0.90	M

Abrasion times are capped at a maximum of 10.00s.

The diagram below is a visual indication of the likely abrasion performance of the materials in each Zone calculated from the data in the table above. The colour coding is based on the worst performing material in each zone.



Determining Criteria		Good	Acceptable	Marginal	Poor
High abrasion risk	Zone 2:	> 4.0	2.7 - 4.0	1.2 - 2.6	< 1.2
Medium abrasion risk	Zone 3:	3.5	2.5 - 3.5	1.0 - 2.4	< 1.0
Low abrasion risk	Zone 4:	>2.5	1.8 - 2.5	0.8 - 1.7	< 0.8

### Seam Tensile Strength

The tensile strength of the gloves seams and glove restraint (the force required to drag off a properly fastened glove) were tested in accordance with MotoCAP test protocols. The table below shows the seam tensile strength in newtons per millimeter (N/mm) for each seam tested by Zone and the average result for each Zone.

Seam tensile strength (N/mm)

Area	1	2	3	4	5	Average	
Zones 2 & 3	13.28	10.82	9.41	14.71	8.24	11.29	A
Zone 4	11.99	13.43	10.28	5.94	11.07	10.54	A

The table below shows the force required to remove the restrained glove in newtons (N) for each of the five gloves tested and the average result.

Glove restraint (N)

Glove	1	2	3	4	5	Average	
Wrist restraint	302.6	247.4	271.5	290.1	302.0	282.7	M

The diagram below illustrates the tensile strength and wrist restraint results in terms of the likely performance of the glove in a crash and is a pictorial representation of the data from the tables above.



Determining Criteria		Good	Acceptable	Marginal	Poor
Seam tensile strength	(N/mm)	> 15	10 - 15	6.5 - 9.9	< 6.5
Glove restraint	(N)	> 400	300 - 400	200 - 299	< 200

### Impact Protection

The glove was tested for impact protection and coverage in accordance with MotoCAP test protocols. The table below shows the test results for each strike on each impact protector in kilonewtons (kN) and their area of coverage in percentage (%) within the Zone.

Impact protector type		Knuckles		Palm		Wrist	
Average force	(kN)	1.2	<span style="background-color: #90EE90; border: 1px solid black; padding: 2px;">G</span>	8.3	<span style="background-color: #FF0000; color: white; border: 1px solid black; padding: 2px;">P</span>	9.1	<span style="background-color: #FF0000; color: white; border: 1px solid black; padding: 2px;">P</span>
Maximum force	(kN)	1.4	<span style="background-color: #90EE90; border: 1px solid black; padding: 2px;">G</span>	8.4	<span style="background-color: #FF0000; color: white; border: 1px solid black; padding: 2px;">P</span>	9.4	<span style="background-color: #FF0000; color: white; border: 1px solid black; padding: 2px;">P</span>
Coverage of zone 1 area		90%		25%		20%	

Impact forces are capped at a maximum of 10.0kN.

### Individual test results

Impact force (kN)	Knuckles			Palm	
	1	2	3	1	2
Impact Protector 1	1.0	1.2		8.3	
Impact Protector 2	1.3	1.3		8.3	
Impact Protector 3	1.1	1.4		8.4	

Impact force (kN)	Wrist	
	1	2
Impact Protector 1	9.4	
Impact Protector 2	8.8	
Impact Protector 3	9.1	

The diagram below is a visual indication of the likely performance of each impact protector calculated from the data in the table above. The colour coding is based on the worst performing score for average or maximum force for each impact zone.



Determining Criteria	Good	Acceptable	Marginal	Poor*
Knuckle and wrist Impact force (kN)	< 2	2 - 4.9	5 - 8	> 8
Palm impact force (kN)	< 4	4 - 5.9	6 - 8	> 8

\* Poor may also indicate that no impact protector is present in the glove

Areas shaded black are not considered in the impact protection ratings.

### Water spray and rain resistance

This glove is advertised as water-resistant, and so has been tested for water spray and rain resistance according to the MotoCAP test protocols. The table below contains the glove wetting data.

	Water absorbed by glove		Water absorbed by cotton glove	
	Volume (ml)	Percentage (%)	Volume (ml)	Percentage (%)
Pair 1	158.6	70%	32.1	149%
Pair 2	205.7	90%	54.3	256%
<b>Average</b>	182.2	80%	43.2	203%

### Location of wetting:

Visible wetting to the cotton under-glove was present as major wetting on the entire glove in three of the four gloves tested. There was major wetting to the wrist in the other glove.