


This MotoCAP safety rating applies to:

Brand: Harley Davidson
Model: Lea Wtchscrn
Type: Glove - Leather
Date purchased: 24 March 2020
Sizes tested: M, L and XL
Test glove gender: Female
Style: Cruiser
RRP: \$149.95

Test Results Summary:

	Rating	Score
MotoCAP Protection Rating	★★	3.1
Abrasion	10/10	5.96
Seam strength	1/10	1.3
Impact	1/10	0.4
Water resistance	1/10	112


These gloves are fitted with impact protection for the palm only. There is no impact protection for the knuckles or wrists. There is no provision for ventilation to allow airflow movement through the glove. This glove has limited range of fastening for wrist retention as it is fastened by a press stud and zip.


Gloves - Crash Impact Risk Zones


This diagram is a pictorial representation of the crash impact risk Zones.



Impact protection

Knuckles	<input type="checkbox"/>
Palm	<input checked="" type="checkbox"/>
Wrist	<input type="checkbox"/>

Zone 1

 High risk of impact

Zone 2

 High risk of abrasion

Zone 3

 Medium risk of abrasion

Zone 4

 Low risk of abrasion

Abrasion Resistance

The gloves were tested for abrasion resistance in accordance with MotoCAP test protocols. The diagram below is a visual indication of the likely abrasion performance of the materials in each Zone calculated from the data in the table below. The colour coding is based on the worst performing material in each zone.



Abrasion Resistance Performance

Abrasion rating	10/10
Abrasion score	5.96

Determining Criteria	Area	Good	Acceptable	Marginal	Poor
High abrasion risk	Zone 2	> 4.0	2.7 - 4.0	1.2 - 2.6	< 1.2
Medium abrasion risk	Zone 3	3.5	2.5 - 3.5	1.0 - 2.4	< 1.0
Low abrasion risk	Zone 4	>2.5	1.8 - 2.5	0.8 - 1.7	< 0.8

Individual Abrasion Resistance Results: - The table below shows the test results for time to abrade through all layers of the materials. Calculated for each sample by Zone, type and area coverage of each material as a proportion of that Zone. Abrasion times are capped at a maximum of 10.00s.

Abrasion time for each test (seconds)

Zones 1 & 2	Coverage (%)	Sample 1	Sample 2	Sample 3	Sample 4	Sample 5	Sample 6	Average	
Material A	100%	4.72	7.27	5.29	5.51	5.60	7.36	5.96	G
<hr/>									
Zone 3	Coverage (%)	Sample 1	Sample 2	Sample 3	Sample 4	Sample 5	Sample 6	Average	
Material A	100%	4.72	7.27	5.29	5.51	5.60	7.36	5.96	G
<hr/>									
Zone 4	Coverage (%)	Sample 1	Sample 2	Sample 3	Sample 4	Sample 5	Sample 6	Average	
Material A	100%	4.72	7.27	5.29	5.51	5.60	7.36	5.96	G

Details of materials used in glove

Material A	Leather shell, water resistant layer, foam layer and fabric inner liner
------------	---

Seam Tensile Strength

The tensile strength of the gloves seams and glove restraint (the force required to drag off a properly fastened glove) were tested in accordance with MotoCAP test protocols. The diagram below illustrates the tensile strength and wrist restraint results in terms of the likely performance of the glove in a crash and is a pictorial representation of the data from the tables below.



Seam Strength Performance

Seam strength rating	1/10
Seam strength score	1.3

Determining Criteria	Unit	Good	Acceptable	Marginal	Poor
Seam tensile strength	(N/mm)	> 15	10 - 15	6.5 - 9.9	< 6.5
Glove restraint	(N)	> 400	300 - 400	200 - 299	<200

Individual Seam Strength Results: - The table below shows the seam tensile strength in newtons per millimeter (N/mm) for each seam tested by Zone and the average result for each Zone.

Seam tensile strength (N/mm)

Area	1	2	3	4	5	Average	
Zones 2 & 3	12.76	8.24	11.54	12.62	3.90	9.81	M
Zone 4	11.36	16.96	11.13	6.18	11.55	11.44	A

Individual Glove Restraint Results: - The table below shows the force required to remove the restrained glove in newtons (N) for each of the five gloves tested and the average result.

Glove restraint (N)

Glove	1	2	3	4	5	Average	
Wrist restraint	60.8	49.5	49.3	49.1	44.8	50.7	P

Impact Protection

The glove was tested for impact protection and coverage in accordance with MotoCAP test protocols. The diagram below is a visual indication of the likely performance of each impact protector calculated from the data in the table below. The colour coding is based on the worst performing score for average or maximum force for each impact zone. Areas shaded black are not considered in the impact protection ratings.



Impact Protection Performance

Impact rating 1/10
Impact score 0.4

Determining Criteria	Unit	Good	Acceptable	Marginal	Poor
Knuckle and wrist Impact force	(kN)	< 2	2 - 4.9	5 - 8	> 8
Palm impact force	(kN)	< 4	4 - 5.9	6 - 8	> 8

* Poor may also indicate that no impact protector is present in the glove

Impact Protector Results: - The table below shows the test results for each strike on each impact protector in kilonewtons (kN) and their area of coverage in percentage (%) within the Zone. Impact forces are capped at a maximum of 10.0kN.

Impact protector type	Knuckles	Palm	Wrist
Average force (kN)	P	9.8	P
Maximum force (kN)	P	10.0	P
Coverage of zone 1 area	0%	40%	0%

Individual test results: - The table below shows the test results for each strike on each impact protector in kilonewtons (kN) and the position of the strike. Impact forces are capped at a maximum of 10.0kN.

Impact protector type	Knuckles			Palm	
	1	2	3	1	2
Impact Protector 1				10.0	9.6
Impact Protector 2				10.0	9.2
Impact Protector 3				10.0	9.7

Impact protector type	Wrist	No impact protector present
Strike number	1	2
Impact Protector 1		
Impact Protector 2		
Impact Protector 3		

Water spray and rain resistance

This glove is advertised as water-resistant, and so has been tested for water spray and rain resistance according to the MotoCAP test protocols. The table below shows the water absorbed (ml) and the wetting proportion (%) of the glove and under-glove due to water absorption.

	Water absorbed by glove		Water absorbed by cotton glove	
	Volume (ml)	Percentage (%)	Volume (ml)	Percentage (%)
Pair 1	23.8	14%	23.0	112%
Pair 2				
Average	23.8	14%	23.0	112%

Location of wetting:

Visible wetting to the cotton under-glove was present at the palm and the top of the hand in both gloves tested.

Assessment Details.

Brand	Harley Davidson
Model	Lea Wtchscrn
Type	Glove - Leather
Date purchased	24 March 2020
Tested by	AMCAF, Deakin University
Garment test reference	G19L46
Rating first published	January 2020
Rating updated	5 January 2020