


**This MotoCAP safety rating applies to:**

**Brand:** Five  
**Model:** Stunt Evo Ladies  
**Type:** Glove - Leather/Textile  
**Date purchased:** 6 July 2020  
**Sizes tested:** L, XL and 3XL  
**Test glove gender:** Female  
**Style:** Sports  
**RRP:** \$109.95

**Test Results Summary:**

	Rating	Score
MotoCAP Protection Rating	★	1.1
Abrasion	2/10	1.16
Seam strength	1/10	1.3
Impact	2/10	4.6
Water resistance	N/A	N/A


These gloves are fitted with impact protectors for the knuckles and palms. There is no impact protection provided for the wrists. Perforated Leather in the top of the fingers and vents in the fingers and knuckles provide continuous airflow within the glove.


**Gloves - Crash Impact Risk Zones**


This diagram is a pictorial representation of the crash impact risk Zones.



**Impact protection**

Knuckles	<input checked="" type="checkbox"/>
Palm	<input checked="" type="checkbox"/>
Wrist	<input type="checkbox"/>

**Zone 1**  
  
 High risk of impact

**Zone 2**  
  
 High risk of abrasion

**Zone 3**  
  
 Medium risk of abrasion

**Zone 4**  
  
 Low risk of abrasion

## Abrasion Resistance

The gloves were tested for abrasion resistance in accordance with MotoCAP test protocols. The diagram below is a visual indication of the likely abrasion performance of the materials in each Zone calculated from the data in the table below. The colour coding is based on the worst performing material in each zone.



### Abrasion Resistance Performance

Abrasion rating	2/10
Abrasion score	1.16

Determining Criteria	Area	Good	Acceptable	Marginal	Poor
High abrasion risk	Zone 2	> 4.0	2.7 - 4.0	1.2 - 2.6	< 1.2
Medium abrasion risk	Zone 3	3.5	2.5 - 3.5	1.0 - 2.4	< 1.0
Low abrasion risk	Zone 4	>2.5	1.8 - 2.5	0.8 - 1.7	< 0.8

**Individual Abrasion Resistance Results:** - The table below shows the test results for time to abrade through all layers of the materials. Calculated for each sample by Zone, type and area coverage of each material as a proportion of that Zone. Abrasion times are capped at a maximum of 10.00s.

### Abrasion time for each test (seconds)

Zones 1 & 2	Coverage (%)	Sample 1	Sample 2	Sample 3	Sample 4	Sample 5	Sample 6	Average	
Material A	70%	0.90	3.68	3.35	2.33	2.92	1.79	2.49	M
Material B	30%	0.85	0.17	1.29	0.94	1.35	1.85	1.08	P
Zone 3	Coverage (%)	Sample 1	Sample 2	Sample 3	Sample 4	Sample 5	Sample 6	Average	
Material B	50%	0.85	0.17	1.29	0.94	1.35	1.85	1.08	M
Material C	50%		0.45	0.31	0.33	1.13	0.40	0.52	P
Zone 4	Coverage (%)	Sample 1	Sample 2	Sample 3	Sample 4	Sample 5	Sample 6	Average	
Material D	60%	0.92	0.16	1.46	0.50	0.78	0.10	0.65	P
Material C	40%		0.45	0.31	0.33	1.13	0.40	0.52	P

### Details of materials used in glove

Material A	Suede patch over leather shell
Material B	Leather shell
Material C	Fabric shell
Material D	Perforated leather shell

### Seam Tensile Strength

The tensile strength of the gloves seams and glove restraint (the force required to drag off a properly fastened glove) were tested in accordance with MotoCAP test protocols. The diagram below illustrates the tensile strength and wrist restraint results in terms of the likely performance of the glove in a crash and is a pictorial representation of the data from the tables below.



#### Seam Strength Performance

Seam strength rating	1/10
Seam strength score	1.3

Determining Criteria	Unit	Good	Acceptable	Marginal	Poor
Seam tensile strength	(N/mm)	> 15	10 - 15	6.5 - 9.9	< 6.5
Glove restraint	(N)	> 400	300 - 400	200 - 299	<200

**Individual Seam Strength Results:** - The table below shows the seam tensile strength in newtons per millimeter (N/mm) for each seam tested by Zone and the average result for each Zone.

Seam tensile strength (N/mm)

Area	1	2	3	4	5	Average	
Zones 2 & 3	7.61	5.30	7.90	7.07	9.32	7.44	M
Zone 4	5.28	7.11	5.04	4.94	6.05	5.68	P

**Individual Glove Restraint Results:** - The table below shows the force required to remove the restrained glove in newtons (N) for each of the five gloves tested and the average result.

Glove restraint (N)

Glove	1	2	3	4	5	Average	
Wrist restraint	53.9	93.2	72.2	73.5	79.9	74.5	P

### Impact Protection

The glove was tested for impact protection and coverage in accordance with MotoCAP test protocols. The diagram below is a visual indication of the likely performance of each impact protector calculated from the data in the table below. The colour coding is based on the worst performing score for average or maximum force for each impact zone. Areas shaded black are not considered in the impact protection ratings.



#### Impact Protection Performance

Impact rating 2/10  
Impact score 4.6

Determining Criteria	Unit	Good	Acceptable	Marginal	Poor
Knuckle and wrist Impact force	(kN)	< 2	2 - 4.9	5 - 8	> 8
Palm impact force	(kN)	< 4	4 - 5.9	6 - 8	> 8

\* Poor may also indicate that no impact protector is present in the glove

**Impact Protector Results:** - The table below shows the test results for each strike on each impact protector in kilonewtons (kN) and their area of coverage in percentage (%) within the Zone. Impact forces are capped at a maximum of 10.0kN.

Impact protector type	Knuckles	Palm	Wrist
Average force (kN)	1.3 <span style="border: 1px solid green; padding: 2px;">G</span>	5.1 <span style="border: 1px solid yellow; padding: 2px;">A</span>	<span style="border: 1px solid red; padding: 2px;">P</span>
Maximum force (kN)	1.5 <span style="border: 1px solid green; padding: 2px;">G</span>	9.2 <span style="border: 1px solid red; padding: 2px;">P</span>	<span style="border: 1px solid red; padding: 2px;">P</span>
Coverage of zone 1 area	80%	70%	0%

**Individual test results:** - The table below shows the test results for each strike on each impact protector in kilonewtons (kN) and the position of the strike. Impact forces are capped at a maximum of 10.0kN.

Impact protector type	Knuckles			Palm		
	Strike number	1	2	3	1	2
Impact Protector 1		1.2	1.4	1.1	8.5	3.1
Impact Protector 2		1.3	1.4	1.5	3.3	3.3
Impact Protector 3		1.3	1.4	1.3	9.2	3.1
Impact protector type	Wrist	No impact protector present				
Strike number	1	2				
Impact Protector 1						
Impact Protector 2						
Impact Protector 3						

### **Water spray and rain resistance**

This glove has not been advertised as water resistant so has not been tested for water spray and rain resistance.

#### **Assessment Details.**

Brand	Five
Model	Stunt Evo Ladies
Type	Glove - Leather/Textile
Date purchased	6 July 2020
Tested by	AMCAF, Deakin University
Garment test reference	G19L55
Rating first published	December 2020
Rating updated	15 December 2020