


This MotoCAP safety rating applies to:



Brand	Rjays
Model	Leather Jeans
Type	Pants - Leather
Date purchased	8 February 2021
Sizes tested	42 and 42
Test garment gender	Male
Style	All Purpose
RRP	\$219.95



Test Results Summary	Rating	Score
MotoCAP Protection Rating	★	24.3
Abrasion	3/10	2.74
Burst	10/10	1059
Impact	0/10	0.0
MotoCAP Breathability Rating	★	0.220
Moisture Vapour Resistance	-	58.6
Thermal Resistance	-	0.215
Water resistance	N/A	N/A

There are no pockets provided at the knees or hips for fitting aftermarket impact protectors. Adding knee and hip impact protectors would improve the protection levels of this garment. There are no vents to allow airflow movement through the garment.





Jacket and Pants - Crash Impact Risk Zones

This diagram is a pictorial representation of the crash impact risk Zones.


Removable liners


Thermal liner	
Water-resistant liner	

Removable impact protection

	Pockets	Armour
Knee		
Hip		

Abrasion Resistance

These pants were tested for abrasion resistance in accordance with MotoCAP test protocols. The diagram below is a visual indication of the likely abrasion performance of the materials in each zone calculated from the data in the table below. The colour coding is based on the worst performing material in each zone.



Abrasion Resistance Performance

Abrasion rating	3/10
Abrasion score	2.74

Determining Criteria	Area	Good	Acceptable	Marginal	Poor
High abrasion risk	Zones 1 & 2	> 5.6	3.0 - 5.6	1.3 - 2.9	< 1.3
Medium abrasion risk	Zone 3	> 2.5	1.8 - 2.5	0.8 - 1.7	< 0.8
Low abrasion risk	Zone 4	>1.5	1.0 - 1.5	0.4 - 0.9	< 0.4

Individual Abrasion Resistance Results: - The table below shows the test results for time to abrade through all layers of the materials. Calculated for each sample by Zone, type and area coverage of each material as a proportion of that Zone. Abrasion times are capped at a maximum of 10.00s.

Abrasion time for each test (seconds)

Zones 1 & 2	Coverage (%)	Sample 1	Sample 2	Sample 3	Sample 4	Sample 5	Sample 6	Average	
Material A	100%	2.08	2.08	2.78	3.85	3.28	2.34	2.74	M
<hr/>									
Zone 3	Coverage (%)	Sample 1	Sample 2	Sample 3	Sample 4	Sample 5	Sample 6	Average	
Material A	100%	2.08	2.08	2.78	3.85	3.28	2.34	2.74	G
<hr/>									
Zone 4	Coverage (%)	Sample 1	Sample 2	Sample 3	Sample 4	Sample 5	Sample 6	Average	
Material A	100%	2.08	2.08	2.78	3.85	3.28	2.34	2.74	G

Details of materials used in jacket

Material A	Leather shell with fabric inner liner
------------	---------------------------------------

Burst Strength

These pants were tested for burst strength in accordance with MotoCAP test protocols. The diagram below illustrates the burst strength results in terms of the likely performance of the garment in an impact and is a pictorial representation of the data from the table below.



Burst Strength Performance

Burst rating	10/10
Burst score	1059

Determining Criteria	Unit	Good	Acceptable	Marginal	Poor
Burst strength	(kPa)	> 1000	800 - 1000	500 - 799	< 500

Individual Burst Strength Results: - The table below shows the burst pressure in kilopascals (kPA) for each sample tested by Zone and the average result for each zone.

Burst pressure for each seam (kPA)

Area	Sample 1	Sample 2	Sample 3	Sample 4	Sample 5	Sample 6	Average	
Zones 1 & 2	1376	1317	1352	883	1088	1006	1171	G
Zones 3 & 4	703	594	403	700	529	738.7	611	M

Impact Protection

These pants were not tested for impact protection as impact protectors were not provided with the garment. The diagram below is a visual indication of the likely performance of each impact protector calculated from the data in the table below. The colour coding is based on the worst performing score for average or maximum force for each impact zone. Areas shaded black are not considered for impact protection ratings.



Impact Protection Performance

Impact rating 0/10
Impact score 0.0

Determining Criteria	Unit	Good	Acceptable	Marginal	Poor*
Impact force	(kN)	< 15	15 - 24	25 - 30	> 30

* Poor may also indicate that no impact protector, or impact protector pocket is present in the garment

Impact Protector Results: - The table below shows the average and maximum force transmitted through each impact protector type in kilonewtons (kN) and their area of coverage as a proportion (%) of the Zone.

Impact protector type	Knee	Hip
Average force (kN)	P	P
Maximum force (kN)	P	P
Coverage of Zone 1 area	0%	0%
Coverage of Zone after displacement	0%	0%

Individual Impact Protector Results: - The table below shows the test results for each strike on individual impact protectors in kilonewtons (kN) and the position of the strike. Individual strike results are capped at a maximum of 50kN.

Force transfer for each impact strike (kN)

Impact protector type	Knee			Hip		
	Centre	Mid	Edge	Centre	Mid	Edge
Impact Protector 1						
Impact Protector 2						
Impact Protector 3						

Breathability

These pants were tested for breathability following the MotoCAP test protocols. The table below shows the moisture vapour resistance and the thermal resistance values obtained.

Without removable liners		With water-resistant liner	
Breathability rating	★	Breathability rating	N/A
Breathability score	0.220	Breathability score	N/A

Moisture Vapour Resistance - R_{et} (kPa.m ² /W)	1	2	Average
Without removable liners	60.9	56.3	58.6
With water-resistant liner	N/A	N/A	N/A
Thermal Resistance - R_{ct} (K.m ² /W)	1	2	Average
Without removable liners	0.203	0.227	0.215
With water-resistant liner	N/A	N/A	N/A

Water spray and rain resistance

This pants have not been advertised as water-resistant so has not been tested for water spray and rain resistance.

Assessment Details.

Brand	Rjays
Model	Leather Jeans
Type	Pants - Leather
Date purchased	8 February 2021
Tested by	AMCAF, Deakin University
Garment test reference	P20L01
Rating first published	May 2021
Rating updated	10 May 2021