


This MotoCAP safety rating applies to:


Brand	Ducati
Model	Company C3
Type	Pants - Leather
Date purchased	17 May 2021
Sizes tested	46 and 48
Test garment gender	Female
Style	Tourer
RRP	\$599.01


Test Results Summary	Rating	Score
MotoCAP Protection Rating	★★★	49.7
Abrasion	8/10	5.78
Burst	10/10	1425
Impact	3/10	21.9
MotoCAP Breathability Rating	★	0.261
Moisture Vapour Resistance	-	41.3
Thermal Resistance	-	0.179
Water resistance	N/A	N/A


This garment is fitted with impact protectors for the knees and hips. Replacing the knee and hip armour with higher performing impact protectors would improve the protection levels of this garment. There are no vents to allow airflow movement through the garment.


Jacket and Pants - Crash Impact Risk Zones


This diagram is a pictorial representation of the crash impact risk Zones.



Zone 1

 High risk of abrasion
 High risk of impact

Zone 2

 High risk of abrasion

Zone 3

 Medium risk of abrasion

Zone 4

 Low risk of abrasion

Removable liners

Thermal liner ☐
 Water-resistant liner ☐

Removable impact protection

	Pockets	Armour
Knee	<input checked="" type="checkbox"/>	<input checked="" type="checkbox"/>
Hip	<input checked="" type="checkbox"/>	<input checked="" type="checkbox"/>

Abrasion Resistance

These pants were tested for abrasion resistance in accordance with MotoCAP test protocols. The diagram below is a visual indication of the likely abrasion performance of the materials in each zone calculated from the data in the table below. The colour coding is based on the worst performing material in each zone.



Abrasion Resistance Performance

Abrasion rating	8/10
Abrasion score	5.78

Determining Criteria	Area	Good	Acceptable	Marginal	Poor
High abrasion risk	Zones 1 & 2	> 5.6	3.0 - 5.6	1.3 - 2.9	< 1.3
Medium abrasion risk	Zone 3	> 2.5	1.8 - 2.5	0.8 - 1.7	< 0.8
Low abrasion risk	Zone 4	>1.5	1.0 - 1.5	0.4 - 0.9	< 0.4

Individual Abrasion Resistance Results: - The table below shows the test results for time to abrade through all layers of the materials. Calculated for each sample by Zone, type and area coverage of each material as a proportion of that Zone. Abrasion times are capped at a maximum of 10.00s.

Abrasion time for each test (seconds)

Zones 1 & 2	Coverage (%)	Sample 1	Sample 2	Sample 3	Sample 4	Sample 5	Sample 6	Average	
Material A	100%	10.36	5.61	5.13	4.57	5.25	5.43	6.06	G
Zone 3	Coverage (%)	Sample 1	Sample 2	Sample 3	Sample 4	Sample 5	Sample 6	Average	
Material A	80%	10.36	5.61	5.13	4.57	5.25	5.43	6.06	G
Material B	20%	1.73	1.63	1.51	2.09			1.74	M
Zone 4	Coverage (%)	Sample 1	Sample 2	Sample 3	Sample 4	Sample 5	Sample 6	Average	
Material A	90%	10.36	5.61	5.13	4.57	5.25	5.43	6.06	G
Material B	10%	1.73	1.63	1.51	2.09			1.74	G

Details of materials used in jacket

Material A	Leather shell with mesh inner liner
Material B	Stretch fabric shell with mesh inner liner

Burst Strength

These pants were tested for burst strength in accordance with MotoCAP test protocols. The diagram below illustrates the burst strength results in terms of the likely performance of the garment in an impact and is a pictorial representation of the data from the table below.



Burst Strength Performance

Burst rating	10/10
Burst score	1425

Determining Criteria	Unit	Good	Acceptable	Marginal	Poor
Burst strength	(kPa)	> 1000	800 - 1000	500 - 799	< 500

Individual Burst Strength Results: - The table below shows the burst pressure in kilopascals (kPa) for each sample tested by Zone and the average result for each zone.

Burst pressure for each seam (kPA)

Area	Sample 1	Sample 2	Sample 3	Sample 4	Sample 5	Sample 6	Average	
Zones 1 & 2	1352	1558	1481	1566	1652	1073	1447	G
Zones 3 & 4	350	1947	1548	1601	1363	1255	1344	G

Impact Protection

These pants were tested for impact protection and coverage in accordance with MotoCAP test protocols. The diagram below is a visual indication of the likely performance of each impact protector calculated from the data in the table below. The colour coding is based on the worst performing score for average or maximum force for each impact zone. Areas shaded black are not considered for impact protection ratings.



Impact Protection Performance

Impact rating	3/10
Impact score	21.9

Determining Criteria	Unit	Good	Acceptable	Marginal	Poor*
Impact force	(kN)	< 15	15 - 24	25 - 30	> 30

* Poor may also indicate that no impact protector, or impact protector pocket is present in the garment

Impact Protector Results: - The table below shows the average and maximum force transmitted through each impact protector type in kilonewtons (kN) and their area of coverage as a proportion (%) of the Zone.

Impact protector type	Knee		Hip	
Average force (kN)	24.0	A	28.3	M
Maximum force (kN)	39.0	P	29.9	M
Coverage of Zone 1 area	120%		100%	
Coverage of Zone after displacement	100%		100%	

Individual Impact Protector Results: - The table below shows the test results for each strike on individual impact protectors in kilonewtons (kN) and the position of the strike. Individual strike results are capped at a maximum of 50kN.

Force transfer for each impact strike (kN)

Impact protector type	Knee			Hip		
	Centre	Mid	Edge	Centre	Mid	Edge
Impact Protector 1	13.8	23.9	23.5	26.7	28.1	26.8
Impact Protector 2	27.4	39.0	28.7	28.1	28.1	29.9
Impact Protector 3	15.2	14.1	30.5	29.9	29.9	27.0

Breathability

These pants were tested for breathability following the MotoCAP test protocols. The table below shows the moisture vapour resistance and the thermal resistance values obtained.

Without removable liners

Breathability rating ★
Breathability score 0.261

With water-resistant liner

Breathability rating N/A
Breathability score N/A

Moisture Vapour Resistance - R_{et} (kPa.m ² /W)	1	2	Average
Without removable liners	38.6	44.0	41.3
With water-resistant liner	N/A	N/A	N/A
Thermal Resistance - R_{ct} (K.m ² /W)	1	2	Average
Without removable liners	0.178	0.181	0.179
With water-resistant liner	N/A	N/A	N/A

Water spray and rain resistance

This pants have not been advertised as water-resistant so has not been tested for water spray and rain resistance.

Assessment Details.

Brand	Ducati
Model	Company C3
Type	Pants - Leather
Date purchased	17 May 2021
Tested by	AMCAF, Deakin University
Report approved by	MotoCAP Chief Scientist
Garment test reference	P20L06
Rating first published	October 2021
Rating updated	18 October 2021